

AUTO TRAIL



2018 COLLECTION

INTRODUCTION

Together we're going places

Weekend city breaks, European tours, active adventures or relaxing retreats. Whatever adventure you choose in life, there is an Auto-Trail that is perfect for you.

We're committed to creating motorhomes that are as unique as you are, so this year we've added two new models to the range offering even more flexibility. We've also brought Tribute fully into the Auto-Trail family so you have more choice than ever before.



3
exterior
profiles

7
stylish
ranges

4
engine
options



ENGINEERED BY the experts

At Auto-Trail we only build motorhomes, and we've been doing that for more than 35 years.

Over that time we've used our experience to develop innovative body construction techniques, including the unique Cube construction method, to ensure that when you buy an Auto-Trail you can travel in confidence and comfort. Our expertise, attention to detail and customer focus mean that we produce some of the best loved motorhomes in the UK. Read on to find out more and discover your perfect Auto-Trail.

AWARD
winning

36
years'
experience

For more information visit
www.auto-trail.co.uk/inside-auto-trail





ATTENTION
to detail

166
qualified
technicians

AWARD

Winning

Auto-Trail motorhomes swept the board in the Caravan Club's Motor Caravan Design Awards, emerging as outright winner in four categories and adding to a growing tally of industry awards.

The Imala 615 and 730, Tracker EKS and Frontier Delaware beat strong competition from both UK and continental rivals to win all their respective classes.



Practical
Motorhome

13
awards
2015-2017



2017 awards

Caravan and Motorhome Club Design Awards

1st – Tribute T-726

Coachbuilts £42,000 to £47,000

1st – Imala 715

Coachbuilts £47,000 to £51,000

2nd – Frontier Scout

Coachbuilts over £65,000

2nd – Tracker RS

Coachbuilts £51,000 to £65,000

2nd – V-Line 635 SE

Van Conversions £47,000 to £52,000

2
gold
awards

2016 awards

Caravan Club Motorhome Design Awards

1st – Imala 615

Coachbuilts £40,000 to £45,000

1st – Imala 730

Coachbuilts £45,000 to £50,000

1st – Tracker EKS

Coachbuilts £50,000 to £60,000

2nd – Tracker RB

Coachbuilts £50,000 to £60,000

1st – Frontier Delaware

Coachbuilts over £60,000

2nd – Frontier Comanche

Coachbuilts over £60,000

2016 awards

Practical Motorhome Owner Satisfaction Awards

Gold Award

New Motorhome Manufacturer

Gold Award

Used Motorhome Manufacturer

2015 awards

Caravan Club Motorhome Design Awards

1st – Tracker EKS

Coachbuilts £50,000 to £60,000

3rd – Imala 715

Coachbuilts £45,000 to £50,000

1st – Frontier Delaware

Coachbuilts over £60,000

WHY Auto-Trail



Find out more...

Visit www.auto-trail.co.uk



A SOLID reputation

Auto-Trail has been creating appealing, award-winning motorhomes for more than 35 years. We're ISO 9001 accredited, and all our luxurious vehicles are National Caravan Council approved.

UNRIVALLED choice

Your style, holiday choices and travelling companions are unique to you. With more than 37 models, and 69 layout options, you're sure to find a motorhome that is as individual as you are.

YEAR ROUND comfort

Clever storage and practical furnishings create a relaxing environment, while full insulation keeps you cool in summer and warm in winter, ensuring that you'll be in your element whatever the weather.



DISTINCTIVE styling

Stylish, fully coordinated living spaces combine with precision design and engineering to create distinctive, dynamic and desirable motorhomes that will turn heads wherever your travels take you.

COMPREHENSIVE specification

From air conditioning, to colour reversing camera and USB sockets, you can enjoy the journey in style, comfort and safety knowing every detail of your motorhome has been carefully considered.



SUPPORT you can count on

Enjoy carefree travel with our 10-year body construction integrity warranty, and relax knowing that life's little accidents can easily be resolved at our NCC approved workshop and accident repair centre.



EXPERIENCE

More

From exhilarating adventures in wide open spaces, to intimate mini-breaks in sun-kissed European towns, you want to get the most from every minute of your leisure time.



“We’re dedicated to creating motorhomes as **individual as you!**”

Auto-Trail’s innovative, distinctive and precision-engineered range of motorhomes reflect your individual personality and lifestyle. From the stylish Tribute, compact enough to use every day while still offering everything you need for an unforgettable getaway, to the outstanding Frontier range which is the ultimate in luxury touring; all our motorhomes are designed to give you more.

More luxury

At the end of a long day, you can relax in the luxury and comfort of thoughtfully designed interiors. The modern fabrics are inspired by nature to bring a touch of the outdoors into your living space, helping you to enjoy the freedom that touring brings.

We know you want to live life to the full, so we use hard-wearing materials and fittings, built by skilled technicians, so that not only does your Auto-Trail look stunning, but it is practical and durable too, giving you the peace of mind to be able to enjoy every moment of your holiday.

More choice

Our 2018 range includes two all new coachbuilt layouts; the Imala 732 and the Tracker LB, each carefully created to give you more choice and comfort. Both new models feature desirable island beds for travellers who appreciate luxury wherever they choose to spend the night.

No matter who you love to travel with, there is an option that will suit you perfectly. With a choice of 37 layouts which include double, single, bunk and island beds, U-shaped lounges, end bathrooms, and spacious kitchens, there is an Auto-Trail to accommodate everyone.

With with Media and Lux packs available on a wider range of vehicles for the 2018 season, you can customise your motorhome to make it as individual as you are.

More experience

We use our expertise, built up over more than 35 years building motorhomes in the UK, to ensure that every Auto-Trail motorhome lives up to our exacting standards and exceeds your expectations, so that you can enjoy carefree travels in style, safety and comfort.

We combine our knowledge and understanding with your experiences and feedback to keep on creating leisure vehicles designed to delight. So get ready to experience more.



Find out more...

Visit www.auto-trail.co.uk

CONTENTS



TRIBUTE 11
van conversions 18

IMALA 35
range 42



TRIBUTE 19
coachbuilt 26

TRACKER 43
range 50



V-LINE 27
range 34

APACHE 51
range 58



FRONTIER 59
range 66





3
models
available

2
berths

The **TRIBUTE** Range

Tribute is now a fully integrated part of the Auto-Trail family. Built in our state of the art UK production facility, we're using advanced construction techniques to create stylish, distinctive and practical compact leisure vehicles that are built to last and always ready for adventure.

Sleek and stylish interiors provide the perfect base for your travels, and the Driver's pack gives you the option to include even more little luxuries, while the responsive engines let you tackle both country roads and motorways with equal ease.

Adaptable, affordable and agile, a Tribute enables you to make the most of every day and enjoy an active outdoor lifestyle with the ones you love.

 **Find out more...**
Visit www.auto-trail.co.uk

for technical specification, model features, internal pictures and a wide variety of information.



Tribute 680



TRIBUTE details



TRIBUTE highlights

- ✓ 3 models available on 5.99m & 6.3m platforms
- ✓ Complementary coloured locker doors
- ✓ New designer worktops
- ✓ Driver's pack available
- ✓ New luxury upholstery scheme
- ✓ Energy efficient LED lighting



Find out more, visit www.auto-trail.co.uk/range/tribute



Tribute 680



Tribute 669



Tribute 669/670/680



Tribute 680

SOFT FURNISHINGS

Calm, classic colours

The natural tones of our Tia upholstery bring a calming feel to your Tribute. Active lifestyles require practical, durable fabrics, and these high quality soft furnishings are easy to keep clean, keeping your pride and joy in pristine condition for longer.



TIA - Comes as standard with Tribute.



Bound edge carpets and vinyl cushioned flooring throughout.

FEATURES

- ✓ 5 year habitation warranty
- ✓ 10 year construction integrity warranty
- ✓ 25ltr underslung LPG gas tank
- ✓ Fridge with removable freezer compartment
- ✓ Drop down washroom sink
- ✓ 3 burner hob and oven
- ✓ Colour reversing camera (Drivers pack)
- ✓ Cab air conditioning (Drivers pack)
- ✓ Driver and passenger swivel seats (Drivers pack)
- ✓ Steering wheel control (Drivers pack)



FLOORPLANS

669



- 4
- 4
- 115 BHP (as standard)
- 3500kgs
- 5.99m (19'7") x 2.27m (7'5") (L x W)

670



- 2
- 4
- 115 BHP (as standard)
- 3500kgs
- 5.99m (19'7") x 2.27m (7'5") (L x W)

680



- 2
- 4
- 115 BHP (as standard)
- 3500kgs
- 6.30m (20'7") x 2.27m (7'5") (L x W)

Find out more...
Visit www.auto-trail.co.uk

for technical specification, model features,
internal pictures and a wide variety of information.



Tribute 680



7
models
available

2-6
berths

The **TRIBUTE** Range

Whether you're new to motorhoming, or ready to accommodate a growing family in a more spacious leisure vehicle, a coachbuilt Tribute offers a wide choice of features and layouts so you will find your perfect home-from-home.

There is no compromise on quality; functional fitted kitchens and well-equipped shower and washrooms create practical living spaces and with models which offer berths for up to six people, these versatile models are amazing value for money.

Whether you're heading off for action packed adventures, or seeking serene surroundings for a relaxing retreat, a Tribute motorhome allows you to live your lifestyle in comfort and convenience.



Find out more...

Visit www.auto-trail.co.uk

for technical specification, model features, internal pictures and a wide variety of information.



Tribute T-720



TRIBUTE details



TRIBUTE highlights

- ✓ 7 layouts available - length ranging from 6.34m-7.25m
- ✓ Complementary coloured locker doors
- ✓ New designer worktops
- ✓ New body construction
- ✓ New luxury upholstery scheme
- ✓ Drivers and Lux packs available



Find out more, visit www.auto-trail.co.uk/range/tribute



Tribute T-620



Tribute T-726

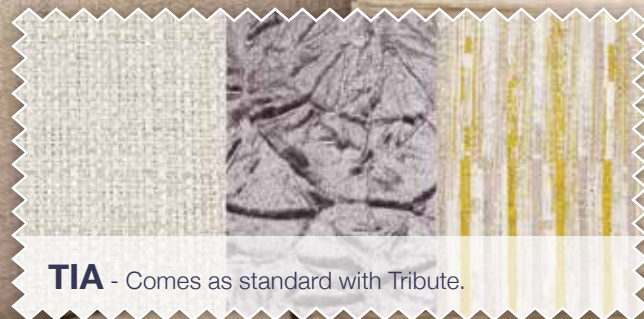


Tribute T-736

SOFT FURNISHINGS

Setting the scene for style

Your Tribute comes with the Tia range of soft furnishings as standard. The high quality fabrics in neutral shades create the perfect canvas for you to personalise your motorhome with your own accessories to reflect your style and personality.



TIA - Comes as standard with Tribute.



Bound edge carpets (Lux pack) and vinyl cushioned flooring throughout.


FEATURES






- ✓ 5 year habitation warranty
- ✓ 10 year construction integrity warranty
- ✓ Fridge with removable freezer compartment
- ✓ 3 burner hob and oven
- ✓ Colour reversing camera (Drivers pack)
- ✓ Cab air conditioning (Drivers pack)
- ✓ Driver and passenger swivel seats (Drivers pack)
- ✓ Pleated cab, driver and passenger blinds (Lux pack)
- ✓ Fully fitted microwave with steel surround (Lux pack)
- ✓ Electric Omni step (Lux pack)



FLOORPLANS






T-615



-  **2** (+2 with Hi-Line profile)
-  **2**
-  **130 BHP** (as standard)
-  **3500/3650kgs**
-  **6.34m (20'9") x 2.35m (7'9")** (L x W)






T-720



-  **4** (+2 with Hi-Line profile)
-  **4**
-  **130 BHP** (as standard)
-  **3500/3650kgs**
-  **7.06m (23'2") x 2.35m (7'9")** (L x W)

T-620



-  **2** (+2 with Hi-Line profile)
-  **4**
-  **130 BHP** (as standard)
-  **3500/3650kgs**
-  **6.34m (20'9") x 2.35m (7'9")** (L x W)






T-726



-  **4** (+2 with Hi-Line profile)
-  **4** (+2 with DD & RFSB option)
-  **130 BHP** (as standard)
-  **3500/3650kgs**
-  **7.06m (23'2") x 2.35m (7'9")** (L x W)






T-625



-  **2** (+2 with Hi-Line profile)
-  **2**
-  **130 BHP** (as standard)
-  **3500/3650kgs**
-  **6.34m (20'9") x 2.35m (7'9")** (L x W)



T-736



-  **4** (+2 with Hi-Line profile)
-  **4** (+2 with DD & RFSB option)
-  **130 BHP** (as standard)
-  **3500/3650kgs**
-  **7.25m (23'9") x 2.35m (7'9")** (L x W)

T-715



-  **4** (+2 with Hi-Line profile)
-  **2** (+2 with half dinette option)
-  **130 BHP** (as standard)
-  **3500/3650kgs**
-  **7.06m (23'2") x 2.35m (7'9")** (L x W)

 **Find out more...**
Visit www.auto-trail.co.uk

for technical specification, model features,
internal pictures and a wide variety of information.



AUTO-TRAIL

V LINE

AUTO TRAIL

4
models
available

2
berths

The **V-LINE** Range

Reach new horizons in the versatile V-Line range.

Compact, practical and manoeuvrable, a V-Line makes everyday trips around town a breeze. But when you're ready for a break from the daily routine and an action packed getaway beckons, these well-appointed leisure vehicles really come into their own.

Built to the highest specification throughout, comfortable sleeping spaces and ample living areas let you enjoy your travels in style and luxury.

The optional Sports pack, available on the three larger models, incorporates an innovative top-hinged gas strut boot and a desirable U-shaped lounge where you can relax ready for your next adventure. Stylish sport windows and unique upholstery complete the look.

 **Find out more...**
Visit www.auto-trail.co.uk

for technical specification, model features, internal pictures and a wide variety of information.



636 SE



V-LINE details



V-LINE highlights

- ✓ New designer worktops
- ✓ New luxury upholstery scheme
- ✓ New optional 'Sports' pack
- ✓ Complementary curved coloured locker doors
- ✓ External cold shower outlet (Sports pack)
- ✓ Energy efficient LED lighting
- ✓ Now available with our Media pack
- ✓ Increased space in the 636 dinette area



Find out more, visit www.auto-trail.co.uk/range/v-line



635 SPORT



635 SPORT



540 SE



635 SPORT

SOFT FURNISHINGS

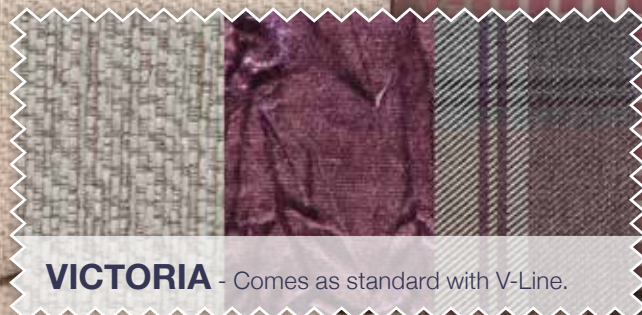
Relax in style

After an active day, come back to a calm, comfortable space. V-Line SE models come with the attractive Victoria upholstery as standard. The Sports models feature the smart Vienna range. Both use neutral tones to create the perfect space to relax and unwind.

Vienna
(sport)
illustrated below

FEATURES

- ✓ 5 year habitation warranty
- ✓ 10 year construction integrity warranty
- ✓ 25ltr underslung LPG gas tank
- ✓ Fridge with removable freezer compartment
- ✓ Exterior wind out awning
- ✓ Energy efficient LED mood lighting
- ✓ Thermal pleated blinds and flyscreens
- ✓ 3 burner hob, oven and grill
- ✓ Colour reversing camera (Media pack)
- ✓ Touch screen radio/cd player incorporating Sat Nav system (Media pack)



VICTORIA - Comes as standard with V-Line.



Bound edge carpets and vinyl cushioned flooring throughout.

FLOORPLANS

540SE



- 2
- 2
- 115 BHP (as standard)
- 3500kgs
- 5.41m (17'9") x 2.27m (7'5") (L x W)

610SE



- 2
- 2
- 115 BHP (as standard)
- 3500kgs
- 5.99m (19'7") x 2.27m (7'5") (L x W)

635SE



- 2
- 2
- 115 BHP (as standard)
- 3500kgs
- 6.36m (20'10") x 2.27m (7'5") (L x W)

636SE



- 2
- 4
- 115 BHP (as standard)
- 3500kgs
- 6.36m (20'10") x 2.27m (7'5") (L x W)



NEW SPORTS PACK	
GRP moulded rear back panel with gas strut boot	✓
Luxury U-shaped lounge	✓
Bow fronted locker doors	✓
Flush fit side windows	✓
Exclusive soft furnishings scheme	✓
External shower point	✓
Gas BBQ point within the boot	✓

Find out more...
Visit www.auto-trail.co.uk

for technical specification, model features, internal pictures and a wide variety of information.



8
models
available

2-6
berths

The **IMALA** Range

The combination of luxurious layouts, affordable prices and practical weights, make Imala motorhomes firm favourites.

This award-winning range now includes an elegant and desirable transverse Island bed model. Stylish new bedding and sleek upper locker doors create a relaxing ambiance to make your getaways an even more enjoyable experience.

We know that the journey is just as important as the destination. That's why the Imala range comes with a 130BHP Euro 6 engine as standard, to ensure your comfort and safety from the moment you leave your home. At just 3500kgs gross vehicle weight, an Imala offers a great driving experience, whatever licence you hold.



Find out more...

Visit www.auto-trail.co.uk

for technical specification, model features, internal pictures and a wide variety of information.



Imala 734

IMALA details



IMALA highlights

- ✓ New rear panel and light clusters
- ✓ New fully bonded body construction
- ✓ Complementary coloured, curved locker doors
- ✓ New designer worktops
- ✓ New luxury upholstery scheme
- ✓ Media plus pack now available
- ✓ Improved LED lighting
- ✓ New transverse bed model (732)



Find out more, visit www.auto-trail.co.uk/range/imala



Imala 730



Imala 730



Imala 732




Imala 615


SOFT FURNISHINGS

Designed to delight

The welcoming Isabel design is standard on the Imala range. Fresh, bright and contemporary, with splashes of bold colour to bring the interior design to life, this attractive fabric has been carefully selected to enhance your home from home feeling.



ISABEL - Comes as standard with Imala.



Bound edge carpets and vinyl cushioned flooring throughout.

FEATURES

- ✓ 5 year habitation warranty
- ✓ 10 year construction integrity warranty
- ✓ Fridge with removable freezer compartment
- ✓ 4 burner hob, oven and grill
- ✓ Fully fitted microwave with steel surround
- ✓ 100W solar panel
- ✓ Thermal pleated blinds and flyscreens
- ✓ Cab air conditioning
- ✓ Colour reversing camera (Media pack)
- ✓ Touch screen radio/cd player incorporating Sat Nav system (Media pack)



FLOORPLANS






615



-  2 (+2 with Hi-Line profile)
-  2
-  **130 BHP** (as standard)
-  **3500/3650kgs**
-  **6.34m (20'9") x 2.35m (7'9")** (L x W)

720



-  4 (+2 with Hi-Line profile)
-  4
-  **130 BHP** (as standard)
-  **3500/3650kgs**
-  **7.06m (23'2") x 2.35m (7'9")** (L x W)






620



-  2 (+2 with Hi-Line profile)
-  4
-  **130 BHP** (as standard)
-  **3500/3650kgs**
-  **6.34m (20'9") x 2.35m (7'9")** (L x W)






730



-  4 (+2 with Hi-Line profile)
-  2 (+2 with half dinette option)
-  **130 BHP** (as standard)
-  **3500/3650kgs**
-  **7.26m (23'10") x 2.35m (7'9")** (L x W)






625



-  2 (+2 with Hi-Line profile)
-  2
-  **130 BHP** (as standard)
-  **3500/3650kgs**
-  **6.34m (20'9") x 2.35m (7'9")** (L x W)






732



-  4 (+2 with Hi-Line profile)
-  2 (+2 with half dinette option)
-  **130 BHP** (as standard)
-  **3500/3650kgs**
-  **7.26m (23'10") x 2.35m (7'9")** (L x W)





715



-  4 (+2 with Hi-Line profile)
-  2 (+2 with half dinette option)
-  **130 BHP** (as standard)
-  **3500/3650kgs**
-  **7.06m (23'2") x 2.35m (7'9")** (L x W)

734



-  4 (+2 with Hi-Line profile)
-  2 (+2 with half dinette option)
-  **130 BHP** (as standard)
-  **3500/3650kgs**
-  **7.26m (23'10") x 2.35m (7'9")** (L x W)



5
models
available

2-6
berths

The **TRACKER** Range

Live a life of memorable adventures; make the most of your leisure time with a motorhome from the ever-popular Tracker range.

The comprehensive accommodation and equipment levels, combine with bright, modern interior design to create a motorhome that has everything you need for a perfect holiday – now you just need to choose your destination!

The comfortable and spacious layouts including fixed bed and rear kitchen options give you plenty of space to enjoy the company of friends, family and guests in a relaxed and convivial atmosphere, and the cleverly designed kitchens have everything you need to cook up a feast.



Find out more...

Visit www.auto-trail.co.uk

for technical specification, model features, internal pictures and a wide variety of information.



LB

TRACKER details



TRACKER highlights

- ✓ New habitation control panel with integrated GPS module
- ✓ Optional tracker subscription to monitor your vehicle position remotely
- ✓ New luxury upholstery scheme
- ✓ New 3D external graphics scheme
- ✓ Lockable water filler cap and shower outlet
- ✓ New island bed model – Tracker LB
- ✓ Grade 3 insulation



Find out more, visit www.auto-trail.co.uk/range/tracker



LB



RS



RS




RB

SOFT FURNISHINGS

A warm welcome wherever you go

Timeless and elegant, the rich heather tones and tartan patterns in our Talia soft furnishings complement your Tracker and create a warm and welcoming atmosphere for all to enjoy.



TALIA - Comes as standard with Tracker.



Bound edge carpets and vinyl cushioned flooring throughout.

FEATURES

- ✓ 5 year habitation warranty
- ✓ 10 year construction integrity warranty
- ✓ Exterior wind out awning
- ✓ Thermal pleated cab blinds
- ✓ 4 burner hob, oven and grill
- ✓ Electric Omni step
- ✓ Colour reversing camera (Media pack)
- ✓ Touch screen radio/cd player incorporating Sat Nav system (Media pack)
- ✓ Steering wheel controls (Media pack)
- ✓ Fully automatic folding, roof mounted satellite system and receiver (Media Plus pack)



FLOORPLANS

EKS



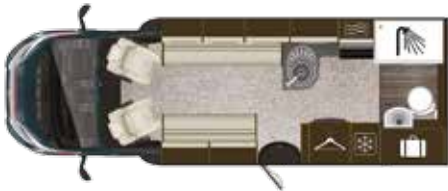
- 2 (+2 with Hi-Line profile)
- 2
- 130 BHP (as standard)
- 3500/3650kgs
- 6.44m (21'1") x 2.35m (7'9") (L x W)

RB



- 4 (+2 with Hi-Line profile)
- 2 (+2 with half dinette option)
- 130 BHP (as standard)
- 4250kgs
- 7.60m (24'11") x 2.35m (7'9") (L x W)

RS



- 2 (+2 with Hi-Line profile)
- 2 (+2 with double/lounge dinette option)
- 130 BHP (as standard)
- 3500/3650kgs
- 6.94m (22'9") x 2.35m (7'9") (L x W)

LB



- 4 (+2 with Hi-Line profile)
- 2 (+2 with half dinette option)
- 130 BHP (as standard)
- 4250kgs
- 7.60m (24'11") x 2.35m (7'9") (L x W)

FB



- 4 (+2 with Hi-Line profile)
- 2 (+2 with half dinette option)
- 130 BHP (as standard)
- 3500/3650kgs
- 7.13m (23'5") x 2.35m (7'9") (L x W)

Find out more...
Visit www.auto-trail.co.uk

for technical specification, model features,
internal pictures and a wide variety of information.



RB



3
models
available

2-6
berths

The **APACHE** Range

Escape to the luxury and comfort of your very own tranquil and relaxing retreat. The refined design and engineering of the Auto-Trail Apache motorhome makes it the perfect long distance tourer; with everything you'll need to experience your ideal getaway in style and luxury.

The integrated awning, solar panel and touch screen control panel mean you are guaranteed your creature comforts wherever the journey leads.

With accommodation for up to six, the option of the desirable U-shaped lounge and ample storage, the Apache comfortably accommodates the whole family ready to enjoy a lifetime of memorable journeys.



Find out more...

Visit www.auto-trail.co.uk

for technical specification, model features, internal pictures and a wide variety of information.





APACHE details



APACHE highlights

- ✓ New habitation control panel with integrated GPS module
- ✓ Optional tracker subscription to monitor your vehicle position remotely
- ✓ New luxury upholstery scheme
- ✓ New 3D external graphics scheme
- ✓ Grade 3 insulation
- ✓ Lockable water filler cap with 12v socket and shower outlet
- ✓ Optional engine upgrades



Find out more, visit www.auto-trail.co.uk/range/apache



634



700



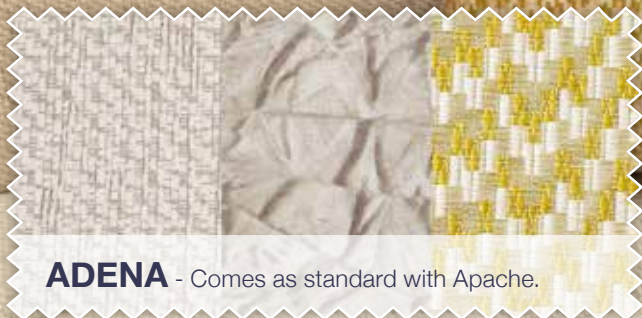
634




SOFT FURNISHINGS

Bring the outside in

The fresh, modern colour scheme of the Adena soft furnishings highlight the bright, airy and contemporary feel of your Apache motorhome. Inspired by the lines and colours of natural landscapes, it encapsulates the spirit of outdoor living.



ADENA - Comes as standard with Apache.



Bound edge carpets and vinyl cushioned flooring throughout.

FEATURES

- ✓ 5 year habitation warranty
- ✓ 10 year construction integrity warranty
- ✓ Exterior wind out awning
- ✓ Thermal pleated cab blinds
- ✓ 4 burner hob, oven and grill
- ✓ Electric Omni step
- ✓ Colour reversing camera (Media pack)
- ✓ Touch screen radio/cd player incorporating Sat Nav system (Media pack)
- ✓ Steering wheel controls (Media pack)
- ✓ Fully automatic folding, roof mounted satellite system and receiver (Media Plus pack)



FLOORPLANS

632



- 4 (+2 with Hi-Line profile)
- 2 (+2 with half dinette option)
- 130 BHP (as standard)
- 3500/3650kgs
- 7.36m (24'2") x 2.35m (7'9") (L x W)

634



- 2 (+2 with Hi-Line profile)
- 2
- 130 BHP (as standard)
- 3500/3650kgs
- 7.36m (24'2") x 2.35m (7'9") (L x W)

700



- 4 (+2 with Hi-Line profile)
- 4 (+2 with rear facing seat belts option)
- 130 BHP (as standard)
- 4250kgs
- 7.54m (24'9") x 2.35m (7'9") (L x W)

Find out more...
Visit www.auto-trail.co.uk

for technical specification, model features,
internal pictures and a wide variety of information.



634



7
models
available

4-6
berths

The **FRONTIER** Range

When life is about the journey, make sure you are travelling in ultimate luxury.

Auto-Trail's flagship Frontier range allows you to experience amazing destinations and inspiring landscapes without compromise on comfort or quality.

Precision engineering makes long distance touring a breeze, while generous storage spaces allow you to take everything you need for the perfect getaway; from bikes and sports equipment to children's toys or outdoor furniture for al-fresco dining and relaxation.

Inside, sumptuous soft furnishing and handmade furniture create calm spaces to relax and unwind ready for whatever tomorrow brings.



Find out more...

Visit **www.auto-trail.co.uk**

for technical specification, model features, internal pictures and a wide variety of information.



COMANCHE



FRONTIER details



FRONTIER highlights

- ✓ New habitation control panel with integrated GPS module
- ✓ Optional tracker subscription to monitor your vehicle position remotely
- ✓ Lockable water filler cap with integrated 12v socket & submersible pump
- ✓ New luxury upholstery scheme
- ✓ New 3D external graphics scheme
- ✓ Grade 3 insulation
- ✓ Optional engine upgrades
- ✓ Media and Media Plus packs available



Find out more, visit www.auto-trail.co.uk/range/frontier



DELAWARE



SCOUT



DELAWARE



SCOUT

SOFT FURNISHINGS

Sumptuous, serene surroundings

The plush textures and rich plum tones of our Fawn upholstery accentuate the Frontier's signature luxury feel. Underfoot, high quality, removable bound edged carpets sit on top of hardwearing, cushioned vinyl flooring ensuring comfort throughout.



FEATURES

- ✓ 5 year habitation warranty
- ✓ 10 year construction integrity warranty
- ✓ Exterior wind out awning
- ✓ Thermal pleated cab blinds
- ✓ 4 burner hob, oven and grill
- ✓ Electric step
- ✓ Colour reversing camera (Media pack)
- ✓ Touch screen radio/cd player incorporating Sat Nav system (Media pack)
- ✓ Steering wheel controls (Media pack)
- ✓ Fully automatic folding, roof mounted satellite system and receiver (Media Plus pack)



FLOORPLANS

DAKOTA



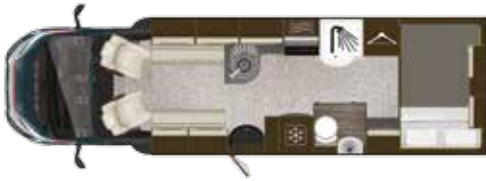
- 4 (+2 with Hi-Line profile)
- 2 (+2 with half dinette option)
- 150 BHP (as standard)
- 4500kgs
- 7.65m (25'1") x 2.35m (7'9") (L x W)

SCOUT



- 4 (+2 with Hi-Line profile)
- 4 (+2 with RFSB option)
- 150 BHP (as standard)
- 4500kgs
- 8.04m (26'5") x 2.35m (7'9") (L x W)

SERRANO



- 4 (+2 with Hi-Line profile)
- 2 (+2 with half dinette option)
- 150 BHP (as standard)
- 4500kgs
- 8.04m (26'5") x 2.35m (7'9") (L x W)

COMANCHE



- 4 (+2 with Hi-Line profile)
- 2 (+2 with LD/DD, +4 with RFSB option)
- 177 BHP (as standard)
- 5000kgs
- 8.77m (28'9") x 2.35m (7'9") (L x W)

DELAWARE



- 4 (+2 with Hi-Line profile)
- 2 (+2 with half dinette option)
- 150 BHP (as standard)
- 4500kgs
- 8.04m (26'5") x 2.35m (7'9") (L x W)

COMANCHE 'S'



- 4 (+2 with Hi-Line profile)
- 2 (+2 with LD/DD, +4 with RFSB option)
- 177 BHP (as standard)
- 5000kgs
- 8.77m (28'9") x 2.35m (7'9") (L x W)

DELAWARE 'S'



- 4 (+2 with Hi-Line profile)
- 2 (+2 with half dinette option)
- 150 BHP (as standard)
- 4500kgs
- 8.04m (26'5") x 2.35m (7'9") (L x W)



Find out more...

Visit www.auto-trail.co.uk

for technical specification, model features,
internal pictures and a wide variety of information.

AUTO-TRAIL

Standards



GRADE 3 classification

Auto-Trail goes to extraordinary lengths to ensure all its products meet the NCC EN1646-1 standard for thermal insulation and heating. This means the interior of our motorhomes will maintain +20°C even when the outside temperature has fallen to -15°C.

A

COMPOSITE body construction

- | | | |
|------------------------------------|--------------------------------------|---------------------------------|
| 1. Polystyrene core | 5. Hard-wearing vinyl floor covering | 9. Polyurethane lower rail |
| 2. Embossed wall covering | 6. Weather-proof panel | 10. Bespoke aluminium extrusion |
| 3. Extruded PVC | 7. Styrofoam core | |
| 4. Impact resistant GRP outer skin | 8. PVC outer skin | |

ENHANCEMENT Packs

	Media pack <small>V-Line, Imala, Tracker, Apache & Frontier</small>	Media + pack <small>Imala, Tracker, Apache & Frontier</small>	Tribute Drivers pack <small>(Van and coachbuilt)</small>	Tribute Lux pack <small>(Coachbuilt only)</small>
A 18.5" Avtex widescreen TV/DVD player incorporating digital and satellite tuners*	✓	✓	Cab air conditioning	Fully fitted microwave and stainless surround
B Colour touch screen radio/CD player incorporating: <ul style="list-style-type: none"> • Western European satellite navigation system • DAB radio tuner & Aux/USB/iPod connection • Integrated MP3 • Bluetooth hands free system, for audio streaming, and SMS reader 	✓	✓	Cruise control with speed limiter function	Entrance door upgrade with key fob central locking, window, waste bin and umbrella with holder
C Colour reversing camera, integrated into colour touch screen display (fitted to windscreen on V-Line)	✓	✓	Steering wheel controls for radio and telephone	Thermal pleated cab, driver and passenger blinds
D Steering wheel controls	✓	✓	Passenger airbag	230V electric blown air heating/hot water upgrade
E Omnidirectional TV aerial	✓	✗	Spare wheel and underslung carrier (fix and go as std)	12V 3-speed roof fan/ventilator (in lieu of 400mm roof vent)
F 65cm fully automatic folding, roof mounted satellite system and receiver	✗	✓	Cab carpet	Electric Omni step (in lieu of std manual)
			Driver and passenger seat swivels (Model dependent)	Removeable bound edged set of carpets
			Colour reversing camera and rear view mirror monitor	TV aerial
	Only £1,149	Only £1,999	Only £1,499	Only £1,499



Please note TV aerial is deleted when Media Pack Plus is chosen. *Situated either in the cab (drop down version) or within the rear lounge area if applicable - please refer to the website for more details.

FIAT Ducato



Auto-Trail has worked with Fiat for more than 20 years and the Fiat Ducato has been Britain's favourite foundation for motorhome conversions for the last decade.

During that time, Fiat has worked in collaboration with many of Europe's leading motorhome converters to refine the Ducato chassis and make it the most motorhome-friendly base vehicle on the market.

THE BENEFITS OF driving Fiat:

- ✓ Built at Atessa – the largest and most advanced commercial vehicle manufacturing plant in Europe
- ✓ Stylish car-like design touches like the narrower headlight lenses and LEDs
- ✓ Re-engineered power steering and updated brakes
- ✓ Cruise control with speed limiter as standard (speed limiter n/a on 180bhp)
- ✓ Cab air conditioning
- ✓ Optional Comfort-Matic transmission



AUTO-TRAIL

Extras



ACCIDENT REPAIR centre

Our skilled accident repair team will get your Auto-Trail back on the road. Superficial damage caused by minor shunts can easily be repaired at our factory. Call **01742 571000**

OWNERS' club

The Auto-Trail Owners' Club was established in 1993 and all Auto-Trail owners can apply for membership of the club. Whether your motorhome is brand new or an older model, everyone is welcome. Visit **www.atocuk.com** for more information.

FACTORY tours

Discover the Auto-Trail difference at our recently extended, state-of-the-art production facility. To pre-book visit our website: **www.auto-trail.co.uk/factory-tours**



Find out more...
Visit **www.auto-trail.co.uk**



Auto-Trail VR Limited

Trigano House, Genesis Way, Europarc, Grimsby, North East Lincolnshire, DN37 9TU

T: +44(0) 1472 571000 E: sales@auto-trail.co.uk

For further info visit: www.auto-trail.co.uk

Issue 1 October 2017

Date & accuracy: The contents of this publication are as accurate as possible at the time of going to press (Oct 2017), but this brochure should not be regarded as an infallible guide to current specifications, nor does it constitute an offer for the sale of any particular vehicle. Details of performance, dimensions and weights are subject to minor deviations within factory tolerance limits (max +/- 5%).

Specifications & discrepancies: Auto-Trail VR Limited reserves the right to continually alter product or equipment specifications, prices and model ranges as materials and conditions demand, including during the course of a model year. This may affect the appearance, unladen weight and other specifications, and therefore some discrepancies may arise between the published information and the model supplied. Colours shown in our brochures are representative only.

Please note, this brochure is only a guide. For the latest information on our motorhomes please visit our website www.auto-trail.co.uk.

Optional extras: Photographs may show vehicles fitted with optional pack(s), other optional extras and may contain photography props not included in the standard specification of the vehicle. Optional packs and extras are available at extra cost, quoted in the current Auto-Trail price list.

Conformity: All motorhomes in this brochure conform to the European Standards for Motorhomes: EN1646 -1, EN 721, EN1949 and EN 1648-2. They have also been granted European Whole Vehicle Type Approval to EC Directive 2007/46. We would strongly advise against modifying vehicles in any way that could affect the validity of these Standards or Directives.

Comfort-Matic gearbox: The Comfort-Matic gearbox (if specified) is an electronically controlled manual gearbox that has two modes 'manual' and 'automatic'. In 'manual' mode the driver is responsible for choosing the most appropriate gear depending on the vehicle operating conditions. In 'automatic' mode the gearbox will shift the gears based on the vehicle speed, engine rpm and the pressure applied to the accelerator.

The accelerator must not be used to hold the vehicle on any hill as doing so will cause the clutch to burn out prematurely.

For more information on the Comfort-Matic gearbox please refer to the handbook supplied with your base vehicle.

Satellite navigation aid: Your vehicle may be fitted with an audio/visual navigation aid. This navigation aid is designed to assist the driver whilst travelling, and it is not meant to replace a driver's self-judgement as to the suitability of a specific route for their vehicle. Navigation systems must always be used in a manner which does not affect the driver's ability to drive safely, and does not affect the safety of other road users.

Private exporting/importing: Auto-Trail motorhomes are designed and manufactured to operate in a specific country or region, and therefore it is imperative that when purchasing a new vehicle the buyer is fully aware of the design and operating parameters of the product. Vehicles purchased in the UK are not only built to the necessary European Directives and Standards (e.g. ECWVTA – type approval), but are equipped with components that are designed to operate in a typical European temperate climate.

Should a buyer choose to export a registered vehicle from the UK, or purchase a vehicle from a non-aligned dealership outside the UK, it is their responsibility to ensure that any required modifications have been completed to the correct standard, and that the vehicle complies with all legislation of the country in which the vehicle is to be registered. Any equipment that is operated in a country that it is not designed for may not perform correctly and could fail. This equipment may also not be covered by the appliance manufacturer's warranty.

Similarly, Auto-Trail vehicles are designed to be used on normal tarmac roads, with occasional off-road campsite use. Should a vehicle be used outside of these conditions, the vehicle could suffer undue load, stress and ingress of debris, and this could cause damage or failure. This could invalidate any applicable manufacturer's warranty and Auto-Trail will not be held liable for any such damage or failure.

Auto-Trail distributors and retailers: Our distributors and retailers are not agents of Auto-Trail VR Limited, and have no authority to make representations or commitments on our behalf. Please contact us if you require any clarification of any contents in this brochure.

Recycling: This brochure (if in printed form) uses sustainable resources. When you have finished with this brochure please recycle it.

Trademarks: Auto-Trail is the registered trademark of Auto-Trail VR Limited. The Bluetooth word mark and logos are owned by the Bluetooth SIG, Inc. and any use of such marks by Auto-Trail VR Limited is under licence.

iPod, iPod touch and iPad are trademarks of Apple Inc. registered in the US and other countries.

Copyright © 2017 Auto-Trail VR Limited. All Rights Reserved.

Registered in England Number: 03533638 www.auto-trail.co.uk

Authorised stockist details:



A member of the Trigano Group of companies

14628 Designed and produced by Kal Group.
Email: letstalk@kal-group.com or visit the website at www.kal-group.com